

# VM-26

## CNC MULTI-AXIS SPRING FORMER w/wire revolving mechanism

Hi-speed feed unit revolution mechanism

Quill/Feed unit moves back-and-forth

Main table divided into 2 sections up and down, and  
travel independently of each other from side to side

Versatile movement with newly developed mechanisms and 16-axis servomotor

Forming is processed with only program once toolings are setup

No need wrenches and spanners for fine adjustment

Mec New Operation System gives user-friendliness, gauging and  
multifunctional production management




TOSAG Engineering AG  
Fuchsweidweg 12, CH-4852 Rothrist  
Tel. +41(0)62 794 38 28, Fax +41(0)62 794 14 58  
[www.tosag.ch](http://www.tosag.ch) [philipp.schaerer@tosag.ch](mailto:philipp.schaerer@tosag.ch)




### Features

- Feed unit having revolution mechanism newly developed does not need offset. Center of gravity is at very center of revolution, i.e. only a little bit of moment of inertia results in hi-speed and smooth wire revolution, and also no vibration even though ultimate hi-speed.
- Integrated feed unit including quill moves 60mm back-and-forth, and it is easy to make adjustment of coil diameter, twirl, form parts having long tail and so on.
- Main tooling table is divided into 2 parts up and down, i.e. slides arranged on each table move +/-20mm from side to side. Adjustment for initial tension, making pitch, alignment of grooves on toolings and such can be made with program.
- Quill has 120mm in depth and Slide travels 140mm that give enough room for twirling of products.
- Crank slide equipped on the tooling table can cut up to 2mm of wire diameter in quill cutting method. Durable cut slides arranged both sides on the front plate can be applied to simple press work.
- 2 R servos, one having inner/outer double-revolution, and another having only outer end single-revolution are equipped as standard spec.
- Program display controlled by "MNO" is easy-to-read, i.e. program flow, each axis operation status, input/output, jump and so on can be grasped by scrolling.
- Easy to make long program and also shorten setup time with multifunction.
- Gauging, Coil end control, Input/Output and such program screen comes on independently.



Feed unit revolving portion



Upper/Lower tables travel 40mm from side to side  
Quill travels 60mm back-and-forth

### Motor Sensor System, MSD-1 (Standard spec.)

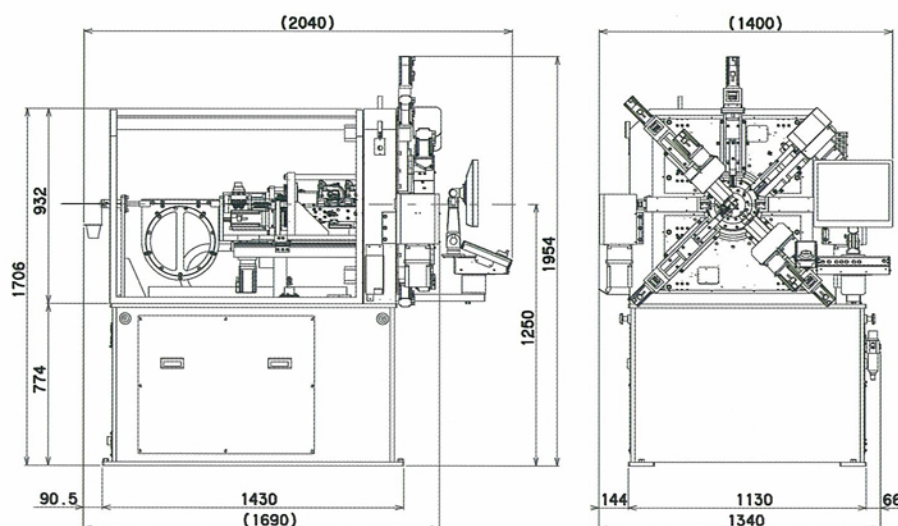
Positioning function is used by applying contact probe to drive servomotor.

It measures free length, outside diameter, leg portion angle in 1/1000mm resolution, and performs corrective control.

It functions as well as capacitance sensor or contact type sensor.

### Machine specifications

Wire Diameter	$\phi 1.0 \sim 2.6\text{mm}$		Control Device	Max. 16-axis to be controlled by OS Windows XP
Index	D/d 4 or more		Display	17" TFT color LD display
Twirl range	Radius 120mm		External memory	USB thumb drive
Slides	Tool slide	2 pcs	Service Temp.	0 ~ 40°C
	WR servo slide	1 pce	Power Source	AC 200V 3-phase, 30A
	SR servo slide	1 pce	Service Air pressure	Max. 0.5 MPa
	Crank slide	1 pce	Net weight	1800 kg
	Cut slide	2 pcs		



Specifications are subject to change without notice.