

WH-26

CNC 2POINT COIRING MACHINE


Very cost effective machine available for up to wire dia. 2.6mm having 8-axis

With center base and swing cut method,

No need to re-adjust cutting even though coil diameter is changed

MNO (Mec New Operation) control system gives advanced operability, gauging and production control with multi-function.

Non-contact type gage sensor – Capacitance sensor comes with WH-26 as standard spec.



TOSAG Engineering AG
Fuchsweidweg 12, CH-4852 Rothrist
Tel. +41(0)62 794 38 28, Fax +41(0)62 794 14 58
www.tosag.ch philipp.schaerer@tosag.ch


Features

- Feed, Cut (1), Wedge pitch up/down (2), 1st point/2nd point/Center point (3), Push/Pitch (1) and Arbor (1) – Total 8-axis control.
- Switching to/from Right wind from/to Left wind can be done with program only – 3-axis control coiling point portion.
- There is no need to re-align arbor with cutting tool for Cut slide, Wedge pitch slide and Arbor that are equipped on the center slide.
- Switching to Oscillating cut, Straight cut, or Wedge pitch can be done easily by moving eccentric pin.
- For general spring parts like cylindrical springs and conical springs, dimensional data input on to the pattern program will be converted to produce desired parts accordingly. For variation of conical springs, straight, bowl and such shape can be formed adjusting in multi-step up to 100-step, and desired load can be achieved.
- Program display controlled by "MNO" is easy-to-read, i.e. program flow, each axis operation status, input/output, jump and so on can be grasped by scrolling.
- Easier production control with Capacitance gage, Auto correction, and multi functional production control monitor.
- Slip sensor to detect wire material slipping is available as option.

Motor Sensor System (equipped as standard spec.)

Touch sensor is applied to positioning function for cut or pitch axis driving servomotor.

It measures free length, outside diameter and so on in 1/1000mm resolution same as capacitance gage or contact type gage, and correction control can be processed with graphic display.



2-point coiling area

The point slide moves from side to side.

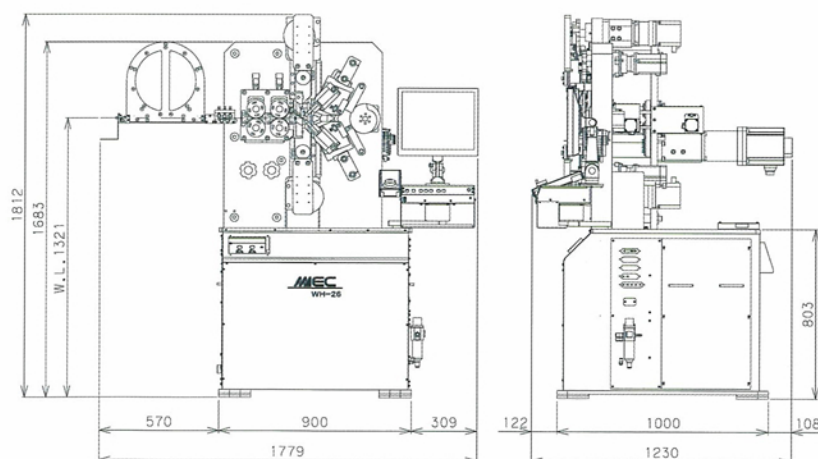
The center slide is driven by geared motor with brake.



Pitch line chart on program screen

Setting Pitch program and Outside dia. Program respectively makes adjustment of compression spring program easier.

Machine specifications



Specifications are subject to change without notice.

Capacity	Wire Dia.	φ0.6~2.6mm
	Outside Dia.	φ 70mm
	D/d	4 or more
Feed Axis	Resolution	0.001mm
	Max. Speed	102 m/min
Cut Axis	Resolution	0.001°
Wedge-Pitch Axis	Resolution	0.001mm
Upper/Lower Point Axis x 2	Resolution	0.001mm
Point Center Axis	Resolution	0.001mm
Push-Pitch Axis	Resolution	0.001mm
Arbor Axis	Resolution	0.001mm
Solenoid Valves	4 pcs (Max. 8 pcs available)	
Service Air Pressure	Max. 0.5MPa	
Power source	AC200V 3-phase 20A	
Net weight	1400kg	
Control device	Max. 9-axis controllable by OS Windows XP	
Display	17" TFT color LC display	
External memory	USB thumb drive	
Service Temp.	0~40°C	